

Os preços apresentados nesta brochura são unitários e não incluem IVA. Estes estão sujeitos a alteração sem aviso prévio.
A D-Loft não se responsabiliza por eventuais erros tipográficos ou de transmissão de dados



DLOFT
Home
Automation

Lamps & Lights



Tel./ Phone: +351 912 518 050
Fax: + 351 229 485 164
Zona Industrial da Maia I - Sector VII
Rua de Joaquim Silva Vicente - Lote 147
4470-434 Maia - Portugal
info@dlofthomeautomation.pt

www.dlofthomeautomation.pt

Jumo Bakelite jointed lamp

This lamp is a modern-day take on a classic model, originally designed in France in 1945 by the Société Nouvelle des Etablissements JUMO. The name JUMO is a portmanteau of the founders' surnames, Yves JUjeau and Pierre and Andre MOunique.

The Jumo lamp is absolutely perfect for desk and living-room lighting. Thanks to the versatility of the three-jointed lamp, the lampshade can be set in any position up to a height of 41 cm. The position of the lampshade is also fully adjustable thanks to its joints. The arms and joints are made from brass and guarantee many years of quality lighting. The lamp is assembled by hand and consists of 70 separate parts.

With its high-quality materials, such as the Bakelite housing and brass joints, the robust JUMO lamp weighs in at 1.3 kg. The only change over the original design is for reasons of functionality:

the addition of a push-button switch on the base. Now, the lamp does not have to be completely folded down before it can be turned off.



JUMO BAKELITE JOINTED LAMP

E 14 fixing. Push-button switch on the base.

Max. diameter of base: 18.8 cm, adjustable height between 13.6 cm and 41 cm. Max. length of base 28 cm. Weight: 1.3 kg. Integrated cable winder in the base, cable length 2 m.

Order no. **100478** - PV.: 535,50 €

Workshop and machine lamps.

Now for home use.

This type of lamp is normally used for workstation lighting at machines and in workshops. The finish is usually correspondingly rough. For use in the basement or garage, we offer a workshop lamp painted in the classic pigeon blue machine colour; for use in the home, we have a lamp with a choice of black or white body and reflector. The latter is available in two sizes as a wall lamp for a thousand and one applications. All models are made of painted steel and equipped with adjustable reflectors. E 27 porcelain socket (max. 60 W). Made in Germany. Delivery without bulbs.

STEEL WALL LAMP LARGE BLACK

Reflector 15.5 cm Ø, length 19.5 cm, depth 28.5 cm. Weight 470 g.

Order no. **182551** - PV.: 44,71 €



STEEL WALL LAMP LARGE WHITE

Reflector 15.5 cm Ø, length 19.5 cm, depth 28.5 cm. Weight 470 g.

Order no. **182550** - PV.: 44,71 €

STEEL WALL LAMP LARGE PIGEON BLUE

Reflector 15.5 cm Ø, length 19.5 cm, depth 28.5 cm. Weight 470 g.

Order no. **182552** - PV.: 44,71 €



STEEL WALL LAMP SMALL BLACK

Reflector 10 cm Ø, length 11.5 cm, depth 19 cm. Weight 370 g.

Order no. **182554** - PV.: 35,38 €

STEEL WALL LAMP SMALL WHITE

Reflector 10 cm Ø, length 11.5 cm, depth 19 cm. Weight 370 g.

Order no. **182553** - PV.: 35,38 €



Lights from Udine.

Udine, one of the old Venetian provinces, has a wealth of chalk, marble, clay, cement, lime,

soapstone and kaolin, making it one of the most important sites of the ceramic industry in Europe. An old workshop produces these lights

in addition to a multitude of other artistic and practical objects. These lights are intended for indoor use. Delivery without bulbs.



ENAMEL/CERAMIC WALL LAMPS

Sheet steel shade, black exterior, white enamel interior, 24 cm Ø. Ceramic wall rosette and enamel arm. Projection 30 cm, Height 11.5 cm. Weight 740 g. Metal socket E 27 (max. 75 W) with ceramic counter ring. Order no. **119050**
PV.: 121,07 €



CERAMIC CEILING LIGHTS

Natural white ceramic shade 42 cm Ø, ceramic ceiling rosette with a solid brass shade holder.



The shade is held by three knurled-head screws. Height 10.5 cm. Weight 1.94 kg. Metal socket E 27 (max. 60 W).

Order no. **119048**
PV.: 160,19 €




ENAMEL/CERAMIC CEILING LIGHTS

Sheet steel shade, black exterior, white enamel interior, 29.5 cm Ø. Height 10.5 cm. Ceramic ceiling rosette 11.5 cm Ø. Weight 680 g Metal socket E 27 (max. 75 W) with ceramic counter ring. Order no. **119049**
PV.: 100,58 €

WALL LAMP FROM VENETO

This lamp was first designed 80 years ago. It is particularly popular amongst the rural population of the Veneto region where it is frequently used to illuminate bathroom mirrors. Socket, reflector and clamping ring are ceramic. Reflector 21 cm Ø; projection 18.5 cm. The thread fitting is made of sheet steel. Oval bracket. Weight 800 g. E 27 fitting (max. 100 W). Order no. **152267**
PV.: 82,88 €





Simple elegance:

Italian ceramic lamps

These modestly shaped ceramic lamps from Italy have a simple and straight forward design. They can be used in a range of settings like living rooms, halls and on staircases and provide pleasant, glare-free and indirect lighting.



The light port can be located above, below or to the side depending on the model providing the right solution for your needs. Delivery without bulbs.



WALL LAMP RECTANGULAR

These lights are available in three different sizes:

SMALL

Height 5 x width 22 x depth 10 cm.
Weight 660 g. Socket R7s (max. 120 W).

Order no. **182413**

PV.: 54,95 €



MEDIUM

Height 5 x width 35 x depth 10 cm.
Weight 1 kg. Socket R7s (max. 120 W).

Order no. **182414**

PV.: 67,52 €



LARGE

Height 5 x width 50.5 x depth 10 cm.
Weight 1.4 kg. Socket R7s (max. 2 x 120 W).

Order no. **182415**

PV.: 84,76 €



WALL LAMP RECTANGULAR WITH LIGHT SLIT

Height 6 x width 15 x depth 18 cm.
Weight 700 g. Socket G9 (max. 60 W).

Order no. **182417**

PV.: 69,86 €



WALL LAMP SQUARE

Height 21 x width 21 x depth 6.5 cm.
Weight 1.1 kg. Socket R7s (max. 80 W).

Order no. **182416**

PV.: 75,45 €



WALL LAMP RECTANGULAR VERTICAL

Height 20.5 x width 7 x depth 7 cm.
Weight 460 g. 2 sockets G9 (max. 2 x 33 W).

Order no. **182418**

PV.: 59,61 €

WALL LAMP HALF SHELL WITH GLASS BOTTOM

Height 9 x width 24.5 x depth 12 cm.
Weight 700 g. Socket E27 (max. 52 W).

Order no. **182419**

PV.: 57,73 €


WALL LAMP HALF SHELL

Height 15 x width 30.5 x depth 15 cm.
Weight 1 kg. Socket E27 (max. 52 W).

Order no. **182420**

PV.: 57,73 €





Gebrüder Schneider. GICS: Famous Lamps.
Truly enameled and "clear as glass".

This popular type of lamp can be found all over the world. The lamp shades were originally enameled, which means they were coated with colored porcelain glaze on the outside and snow white glaze on the inside. The inner coating improved the lamp's reflective properties, while the outer coating ensured unfading color and made the lamp shades – which were often intended for outside use – completely weather-proof for decades. Almost all manufacturers have now substituted the process of enameling these types of lamps with the significantly more cost-effective process of powder coating. The lamps of this series were originally manufactured by "Gebr. J. & C. Schneider Leuchtenfabrik und Emailierwerk" in Germany – a metal and enameling workshop manufacturing street lamps since 1876, which started manufacturing this series of lamps under the brand name of GICS at the beginning of the 20th century. Now they are manufacturing this series again at our suggestion and in cooperation with us.

The lamp's reflectors and domes are made from sheet steel enameled in white on the inside and in color on the outside.



Suspended lamps are equipped as follows:

- porcelain socket E 27 (max. 100 W),
- black varnished metal canopy with strain relief and ceiling suspension bracket,
- 1.5 m black and white textile cable.

Delivery without bulbs.

METAL CANOPY

The canopy can be ordered separately.

Black or white sheet steel. Height 5.5 cm, Ø 6 cm, weight 60 g.

Black

Order no. **100085** - PV.: 21,42 €

White

Order no. **100086** - PV.: 21,42 €

Please note the following important additional information about GICS lights:

Besides the standard lights with porcelain E27 sockets, various designs are available for compact fluorescent lamps, high-pressure lamps, halogen lamps and LEDs with either horizon-

tally or vertically positioned lights and with one or more lamps. Please contact us if the lights need to meet special requirements, i.e. for use in public areas.

All lights conform to IP 23 and are suitable for outside use. They are grounded and the area

where the cable enters the light is protected. In addition, the enamel finish protects the surface from weather wear and tear.

The lamps are also available in different colours for an additional charge with an order of 50 or more.



NARROW ANGLE SPOTLIGHT ROUND WHITE

35 cm Ø. Height 28 cm. Weight 1.6 kg.
Cast metal suspension bracket.
Order no. **100059** - PV.: 200,24 €



NARROW ANGLE SPOTLIGHT ROUND BLUE-GRAY

35 cm Ø. Height 28 cm. Weight 1.6 kg.
Cast metal suspension bracket.
Order no. **100060** - PV.: 200,24 €



NARROW ANGLE SPOTLIGHT BLACK

35 cm Ø. Height 28 cm. Weight 1.6 kg. Cast
metal suspension bracket. Order no. **100058** - PV.: 200,24 €



NARROW ANGLE SPOTLIGHT ROUND WHITE

25 cm Ø. Height 24 cm. Weight 0.7 kg.
Order no. **100056** - PV.: 157,39 €



NARROW ANGLE SPOTLIGHT ROUND BLACK

25 cm Ø. Height 24 cm. Weight 0.7 kg.
Order no. **100055** - PV.: 157,39 €



NARROW ANGLE SPOTLIGHT ROUND BLUE-GRAY

25 cm Ø. Height 24 cm. Weight 0.7 kg.
Order no. **100057** - PV.: 157,39 €



NARROW ANGLE SPOTLIGHT ROUND BLACK
17 cm Ø. Height 18 cm. Weight 0.6 kg.
Order no. **100049** - PV.: 147,14 €



NARROW ANGLE SPOTLIGHT ROUND WHITE
17 cm Ø. Height 18 cm. Weight 0.6 kg.
Order no. **100050** - PV.: 147,14 €



NARROW ANGLE SPOTLIGHT ROUND BLUE-GRAY
17 cm Ø. Height 18 cm. Weight 0.6 kg.
Order no. **100360** - PV.: 147,14 €



NARROW ANGLE SPOTLIGHT 250 BLACK
25 cm Ø. Height 10 cm. Weight 0.6 kg.
Order no. **100361** - PV.: 107,11 €



NARROW ANGLE SPOTLIGHT 250 WHITE
25 cm Ø. Height 10 cm. Weight 0.6 kg.
Order no. **100362** - PV.: 100,58 €



NARROW ANGLE SPOTLIGHT 250 BLUE-GRAY
25 cm Ø. Height 10 cm. Weight 0.6 kg.
Order no. **100363** - PV.: 107,11 €



SPREAD BEAM LAMP SPOTLIGHT 350 BLACK

35 cm Ø. Height 23 cm. Weight 1.4 kg.

Order no. **100041** - PV.: 181,62 €



SPREAD BEAM LAMP SPOTLIGHT 400 WHITE

40 cm Ø. Height 33 cm. Weight 1.6 kg. Metal

link chain 1.5 m. Order no. **100045** - PV.: 200,24 €



SPREAD BEAM LAMP SPOTLIGHT 300

BLUE-GRAY

30 cm Ø. Height 20 cm. Weight 1 kg.

Order no. **100040** - PV.: 172,29 €



SPREAD BEAM LAMP SPOTLIGHT 350 WHITE

35 cm Ø. Height 23 cm. Weight 1.4 kg.

Order no. **100042** - PV.: 181,62 €



SPREAD BEAM LAMP SPOTLIGHT 400 BLACK

40 cm Ø. Height 33 cm. Weight 1.6 kg. Metal

link chain 1.5 m.

Order no. **100044** - PV.: 200,24 €



SPREAD BEAM LAMP SPOTLIGHT 300 BLACK

30 cm Ø. Height 20 cm. Weight 1 kg.

Order no. **100038** - PV.: 172,29 €



**SPREAD BEAM LAMP SPOTLIGHT 350
BLUE-GRAY**

35 cm Ø. Height 23 cm. Weight 1.4 kg.

Order no. **100043** - PV.: 181,62 €



**SPREAD BEAM LAMP SPOTLIGHT 400
BLUE-GRAY**

40 cm Ø. Height 33 cm. Weight 1.6 kg. Metal

link chain 1.5 m. Order no. **100046** - PV.: 200,24 €



SPREAD BEAM LAMP SPOTLIGHT 300 WHITE

30 cm Ø. Height 20 cm. Weight 1 kg.

Order no. **100039** - PV.: 172,29 €



Construction-site lamps for residential applications. These rock-solid lamps have retained the same design for more than 50 years. Up to now, their main areas of application

have been construction sites, workshops and similar locations in which they are used practically day and night. The lamps are conservative in design, aesthetically pleasing and surprisingly inexpensive. The main body of all lamps is made of Duroplast, with a ceramic E 27 (max. 60 W) socket. The shades are made of hand-blown opal glass or pressed glass (the cylindrical lamp's shade). Screw and strain relief with rubber seal. As the lamps are intended for residential applications, we equip them with superior components that are not commonly used, such as a black porcelain canopy Ø 9.5 cm and a black textile cable with a length of 2 m. They make an impressive statement in any hallway, living room or other room around your home. The lamps are available with five different shades. Delivery without bulbs.



From left to right: Order no. 100848, 100849, 100850, 100851, 100852

PENDANT LAMP, DUROPLAST, PRESSED GLASS, CYLINDER

The main body is made of Duroplast, the shade of structured pressed glass Ø 10 cm. Total height 27 cm. Weight 1 kg. Porcelain E 27 socket (max. 60 W). IP 20. Order no. **100848** - PV.: 46,56 €

PENDANT LAMP, DUROPLAST, OPAL GLASS, SPHERE

The main body is made of Duroplast, the shade of hand-blown opal glass Ø 14.5 cm. Total height 23.5 cm. Weight 820 g. Porcelain E 27 socket (max. 60 W). IP 20. Order no. **100849** - PV.: 52,16 €

PENDANT LAMP, DUROPLAST, OPAL GLASS, CONE

The main body is made of Duroplast, the shade of hand-blown opal glass Ø 14.5 cm. Total height 23 cm. Weight 1 kg. Porcelain E 27 socket (max. 60 W). IP 20. Order no. **100850** - PV.: 52,16 €

PENDANT LAMP, DUROPLAST, OPAL GLASS, DROP

The main body is made of Duroplast, the shade of hand-blown opal glass Ø 11.5 cm. Total height 23 cm. Weight 970 g. Porcelain E 27 socket (max. 60 W). IP 20. Order no. **100851** - PV.: 52,16 €

PENDANT LAMP, DUROPLAST, OPAL GLASS, CURVED CONE

The main body is made of Duroplast, the shade of hand-blown opal glass Ø 16 cm. Total height 24 cm. Weight 1.1 kg. Porcelain E 27 socket (max. 60 W). IP 20. Order no. **100852** - PV.: 52,16 €



Simple pedestal lights made of porcelain and thermosetting plastic. Metal socket, E 27 (max. 75 W). IP 20. Delivery without bulbs.



PORCELAIN WALL MOUNTING

(Left picture) Three-piece. Tapered form. The holes for the dowles or screws are drilled at a slant. Depth 8.5 cm, 7.5 cm Ø. Weight 220 g.

Order no. **152647** - PV.: 27,95 €



PORCELAIN CEILING MOUNTING

(Above picture) Three-piece. Height 6 cm, max. 7.5 cm Ø. Weight 200 g. Order no. **152643** - PV.: 27,95 €



THERMOSETTING PLASTIC WALL MOUNTING

Three-piece. Tapered form. The holes for the dowles or screws are drilled at a slant. Depth 8.5 cm, max. 7.5 cm Ø. Weight 70 g. Order no. **153108** - PV.: 24,21 €



THERMOSETTING PLASTIC CEILING SOCKET

Three-piece. Height 6 cm, max 7.5 cm Ø. Weight 65 g. Order no. **153109** - PV.: 24,21 €



PORCELAIN ANGLE MOUNTING

Designed at the beginning of the 1930's. Three-piece. Depth 7.5 cm. Width 6.5 cm, Height 8 cm. Weight 250 g. Order no. **152645** - PV.: 28,87 €



Pendant Socket Porcelain Duro- plast


Originally used for workshops and outside lighting (e.g. string of lights), we found these sockets far too attractive and functional not to offer them for other purposes. We have equipped them with light components from our product line and developed two simple, functional lamps for living areas. The pendant socket is produced from the tried-and-tested materials porcelain (socket ring) and duroplast (cover and cable entry point). It enables wiring from both sides and is thus a series connection for multiple lights. Bulb not included in delivery.

PENDANT LAMPS PORCELAIN DUROPLAST

(Left picture) Socket E27 (max. 60 W) with hanging steel-wire bracket for dual-wire cables. With 1.5 m of black textile cable and 1.5-m steel link chain. Socket 5.6 cm Ø, height 6.2 cm. Weight 150 g. IP 20. Order no. **100879** - PV.: 35,38 €

PENDANT LAMPS PORCELAIN DUROPLAST – ENAMELLED STEEL

(Right picture) Socket E27 (max. 60 W) with hanging steel-wire bracket for dual-wire cable. With enamelled steel reflectors (external: black; internal: white), 26.5 cm Ø. With 1.5 m of black textile cable and 1.5-m steel link chain. Socket 5.6 cm Ø, height 6.2 cm, weight 450 g. IP 20. Order no. **100875** - PV.: 81,02 €





Duality of sockets and bulbs.
The basic idea of these lights designed by Wilhelm Wagenfeld (sockets and bulbs) is to replace the trinity of socket, bulbs and light glass in favour of a duality of socket and bulb (newly designed for this purpose). In the porcelain socket, an ELROYAL bulb of opal glass is screwed in, which is a continuation of the slightly conic form of the socket.



The flush-mounting version of the socket was added at a later date (intended for installation in flush-mounting switch boxes). These designs by Wilhelm Wagenfeld were created in the early 1960s in the context of his then ELDECO lamp family. This included other specially designed lights, which Wagenfeld named ELROYAL, ELCORONA, ELREGENT and ELDEA. The opalescent version of the lighting is fully glare-free and thus ideally suited for mirror and other special lighting. This was a completely new, popular design element used by architects, planners and builders.



Catalogue extract from the company Lindner from 1966



ELDECO SOCKET SURFACE MOUNTED
Porcelain socket for wall mounting. Height 6 cm, diameter 7 cm. Weight 220 g. Socket E27 (max. 40 W). IP20. Bulb not included in delivery.
Order no. **100780** - PV.: 30,72 €




ELDECO SOCKET FLUSH MOUNTED
Porcelain socket for flush mounting in switch boxes. Height 2.5 cm, diameter 8 cm. Weight 210 g. Socket E27 (max. 40 W). IP20. Bulb not included in delivery. Order no. **100763** - PV.: 34,92 €



ELROYAL LIGHT
Opalescent bulb, 61 mm x 110 mm, E27, energy-efficiency class E. 260 lumens, 40-W power consumption. Average service life 1,500 hours. 220-240 volts. Shockproof spiral design.
Note: Special light for theatres, stages and mirror lighting. Not suitable for use in home lighting. Shockproof. Order no. **100874** - PV.: 12,29 €

**A modern take on a classic bulb –
with state-of-the-art LED technology.**

We have taken a look at some of Wilhelm Wagenfeld's classic ELDECO bulbs from the 1960s and given them a new lease of life, albeit with one major difference: these new models contain LED technology, bringing 1960s bulb design right up to the state of the art. The light yield and light output are astonishingly sharp and you could almost be convinced you have a "good old-fashioned" bulb installed instead of an LED bulb. The opalescent light in the bulb generates no glare whatsoever, making it perfect for mirror lights and other specialised lighting, among other uses.



Catalogue extract from the company Linder from 1963.

(left) Examples of use: Eldeco LED light E 14 is perfect for lighting your mirror



ELDECO LED light E 14, 3,5 W
Opalescent bulb, E 14, energy efficiency class A+. 260 lumens, 3,5 W power consumption. Average service life 15.000 hours. 220–240 volts. Dimensions: 82 mm high, 72 mm Ø. Not dimmable.
Order no. **100931** - PV.: 18,53 €



ELROYAL LED light E 27, 3,5 W
Opalescent bulb, E 27, energy efficiency class A+. 260 lumens, 3,5 W power consumption. Average service life 15.000 hours. 220–240 volts. Dimensions: 107 mm high; 61 mm Ø. Not dimmable.
Order no. **100932** - PV.: 18,53 €



**These ones are here to stay:
sockets for use on construction sites.**

Up until now, these have been mostly used as on/off lights for construction sites. Now, fitted with porcelain, Bakelite and textile cable instead of plastic and Litz wire, they may be used to illuminate high-ceilinged rooms, lobbies, hallways and offices. We launch this product just in time for the phasing out of conventional bulbs under current legislation. All three models are high-quality sockets: superior lamps made from outstanding, durable materials, in contrast to the plastic lamps intended only for temporary use. We aim at offering powerful lamps in clean and simple design

at reasonable prices. Each light is provided with a 1.5 m textile cable and black or white glazed porcelain canopy 9.5 cm Ø. IP 20. Made in Germany. Delivery without bulbs.

(from left to right)

**BAKELITE SOCKET FOR USE ON
CONSTRUCTION SITES**

Black Bakelite E27 socket. Weight 200 g. With strain relief. Order no. **100636** - PV.: 27,01 €

**PORCELAIN SOCKET FOR USE ON
CONSTRUCTION SITES**

White porcelain E27 socket. Weight 300 g. With strain relief. Order no. **100446** - PV.: 27,95 €

**BAKELITE SOCKET WITH PULL SWITCH FOR
USE ON CONSTRUCTION SITES**

Black Bakelite E27 socket with pull cord. With strain relief made of chrome-plated brass.

Order no. **100637** - PV.: 54,02 €

**BAKELITE SOCKET FOR USE ON
CONSTRUCTION SITES WITH RED CABLE**

Black Bakelite E27 socket. Weight 200 g. With strain relief. Order no. **100813** - PV.: 26,07 €

**BAKELITE SOCKET WITH PULL SWITCH FOR USE
ON CONSTRUCTION SITES WITH RED CABLE**

Black Bakelite E27 socket with pull cord. With strain relief made of chrome-plated brass.

Order no. **100812** - PV.: 54,02 €



Porcelain and brass:

Canopies and cord grips.

White or black glazed porcelain canopy with brass cord grip. Height canopy 5 cm, 9.5 cm Ø. Length cord grip 9 cm. Total weight 150 g. Made in Germany.

PORCELAIN CANOPY WHITE, CORD GRIP POLISHED BRASS

Porcelain, polished brass
Order no. **100076** - PV.: 26,07 €



PORCELAIN CANOPY WHITE, CORD GRIP CHROMED BRASS

Porcelain, chromed brass
Order no. **100077** - PV.: 26,07 €



PORCELAIN CANOPY WHITE, CORD GRIP NICKELED BRASS

Porcelain, nickel-plated brass
Order no. **100078** - PV.: 26,07 €



PORCELAIN CANOPY BLACK, CORD GRIP CHROMED BRASS

Porcelain, chromed brass
Order no. **100079** - PV.: 26,07 €



PORCELAIN CANOPY BLACK, CORD GRIP NICKELED BRASS

Porcelain, nickel-plated brass
Order no. **100080** - PV.: 26,07 €



METAL CANOPY

Metal canopy with strain relief and ceiling suspension bracket 16 cm 6 cm Ø. Weight 60 g. Made in Germany.

Metal canopy black - Order no. **100085** - PV.: 21,42 €
Metal canopy white - Order no. **100086** - PV.: 21,42 €

TEXTILE CABLE WITH CARRYING ELEMENT

Three-wire textile-covered cable (cable cross section 3 x 0.75 mm²); complete with carrying element, allowing for acceptance of fittings of up to 15 kg without strain relief. Cables are not suitable for multiple sockets. Length 5 m. Made in Germany.



Red	Order no. 187111 - PV.: 16,76 €
White	Order no. 187107 - PV.: 16,76 €
Brown	Order no. 187109 - PV.: 16,76 €
Black/White	Order no. 187110 - PV.: 16,76 €
Black	Order no. 187108 - PV.: 16,76 €





Cloth-covered cable for wall-mounting

Running cables along a wall isn't just the most cost-effective way of wiring up a room – it can also have a distinct aesthetic appeal, for example when workspaces and cellars are converted into residential spaces. However, this solution has

one obvious disadvantage: today's wall-mounted cables are just so ugly. Though these cables meet regulatory standards, there's no way to prettify them – attempting to hide them in plastic cable covers just makes them even more of an eyesore.

Black cloth-covered cables for wall-mounting.

We hired a German company to sheath a standard-compliant, halogen free NHXMH cable in a tube of fabric. The cable adds the perfect touch to interiors, even ones with high humidity levels, as well as being flame-retardant.

THPG WALL-MOUNTED CABLES

5 x 1,5 mm². Length 10 m. Order no. **100834** - PV.: 56,62 €

5 x 2,5 mm². Length 10 m. Order no. **100294** - PV.: 62,40 €

And the cable clamps...

Matching cable clamps made of black plastic are also available and come in pairs. They can be used to attach cables to walls and route wires; screws for securing the clamps are included.



CABLE CLAMPS

Length 3.5 cm, width 1.5 cm, height 2.4 cm, weight 10 g.

1 unit Order no. **100825** - PV.: 1,50 €

100 units Order no. **100825.100** - PV.: 84,76 €



Bakelite junction box

Fortunately, we were able to find the tool for this model, which must surely be more than 60 years old. After undergoing restoration and appropriate VDE testing, this junction box now

fills a gap in our surface-mounted range and rounds it out in the most attractive and also functional design. Bakelite housing in black or white with six knockout entries featuring rubber gaskets for various installation options.



BAKELITE JUNCTION BOX

AC 400 V. For cables up to 4 x 2.5 mm. Breadth 9.5 cm, length 9.5 cm, height 4.5 cm. Weight: 140 g. IP 44.

Black Order no. **100922** - PV.: 27,01 €

White Order no. **100923** - PV.: 27,01 €



Bakelite cable switch, black

With regard to its functionality as well as how it looks and feels (it's almost as nice as holding a worry stone), this impeccable and attractive bolted switch is made of black Bakelite.

The installation press button is available in three colours: black, red and white. Equipped with a textile cable, it provides every lamp with a special look and charm.

CABLE SWITCH

2 A, 250 V, 1 pole, equipped with a connection clamp for neutral and ground wiring. Suitable for a triple-wire cable, with strain relief clamps. Length 60 mm, height 23 mm (height including button: 27 mm), width 24 mm. Weight 40 g.

With black button Order no. **100465** - PV.: 10,71 €

With white button Order no. **100466** - PV.: 10,71 €

With red button Order no. **100480** - PV.: 10,71 €



Combining style and function.

This protective contact adapter with double-pole switch (0 position = off, I position = on) enables devices and cables to be switched on and off without generating any electrical voltage. All devices with a "stand-by" function remain under electrical voltage even when they are in "sleep" mode and not being used. The voltage can also continue flowing even when devices are switched off, preventing sensitive people from getting a good night's sleep or causing other disruptions. By activating the switch on the side of this adapter, you can disconnect the voltage supply both to the device and to the power cable. No installation is necessary – simply slot the adapter into the socket and connect the device's power cable to the adapter (a bedside lamp, floor lamp, razor, television, etc.).



BAKELITE ADAPTER FOR PLUG SOCKETS

Black Bakelite. 230 V, 16 A, 50 Hz. Only suitable for alternating current. Ø 5 cm. Length 4.5 cm. Weight 54 g. Order no. **100477** - PV.: 8,29 €

Solid material and quite stunning. Pleasant to touch and visually engaging

Operating everyday devices without the use of electrical extension cables and connection leads is rather unimaginable. The visual implications of this mass of cables are well known and often create a mess in living spaces. Relief is provided by using attractive, high-quality materials, ensuring modern electrical items for numerous fields, worlds apart from the usual mass-produced products. All of the casings are made of Duroplast, the best material for these applications. All inlet leads use textiles in red and black, length 2.5 m in the basic configuration. It is possible to order textile cables in different lengths (and in different colours depending on the number required). VDE-certified, IP20.

TRIPLE SOCKET WITH PROTECTIVE EARTH CONNECTION, DUROPLAST BLACK

Textile cable red 2.5 m. Order no. **100323** - PV.: 27,01 €

TRIPLE SOCKET WITH PROTECTIVE EARTH CONNECTION WITH ANGLED PLUG, DUROPLAST BLACK

Textile cable red 2.5 m. Order no. **100457** - PV.: 27,01 €

EXTENSION CABLE WITH SOCKET WITH PROTECTIVE EARTH CONNECTION WITH ANGLED PLUG, DUROPLAST BLACK

Textile cable red 2.5 m. Order no. **100857** - PV.: 21,42 €



TRIPLE SOCKET WITH PROTECTIVE EARTH CONNECTION, DUROPLAST BLACK

Textile cable black 2.5 m
Order no. **100339** - PV.: 27,01 €

TRIPLE SOCKET WITH PROTECTIVE EARTH CONNECTION WITH ANGLED PLUG, DUROPLAST BLACK

Textile cable black 2.5 m
Order no. **100854** - PV.: 27,01 €

EXTENSION CABLE WITH SOCKET WITH PROTECTIVE EARTH CONNECTION WITH ANGLED PLUG, DUROPLAST BLACK

Textile cable black 2.5 m
Order no. **100855** - PV.: 21,42 €

British Built to Last I

For more than 70 years (founding year 1941), our Scottish manufacturer has been producing indestructible lamps developed for a wide range of applications. They have been and still are used in industry, mining, the railway and residential construction. We thought they are much too beautiful to be confined to these sectors, however, so we also offer them for private use.



WALL LAMP – CAST ALUMINIUM WITH SWAN NECK

Wall lamp consisting of a wall rosette, swan-neck arm and lamp body made out of solid cast aluminium. Three screws are used to attach the glass globe with a metal ring to the body of the lamp. The wall rosette, the swan-neck arm and the luminaire with glass are each connected to each other with a screw thread Ø 20 mm.

Total height, including the swan-neck arm 33 cm.

Total diameter 12 cm. Protrusion 37 cm. Weight

1 kg. E 27 porcelain socket, max. 100 W. IP 65.

Clear glass (see above picture) Order no. **100508** - PV.: 221,65 €

Frosted glass (without picture) Order no. **100516** - PV.: 221,65 €

We also offer the wall lamp in a black painted version:

Wall lamp cast aluminium black painted

with clear glass (see above picture)

Order no. **100556** - PV.: 230,96 €

Wall lamp cast aluminium black painted

with frosted glass (without picture)

Order no. **100555** - PV.: 230,96 €

For the possibility of mounting into a corner, we offer an appropriate corner bracket for the swan-neck wall lights. The light is then provided with a corner bracket instead of a wall rosette.

Wall lamp cast aluminium with clear glass

with corner bracket (see right picture)

Order no. **100517** - PV.: 240,29 €

Wall lamp cast aluminium with frosted glass

with corner bracket (without picture)

Order no. **100521** - PV.: 240,29 €

Wall lamp cast aluminium black painted

with clear glass with corner bracket

(without picture) Order no. **100557** - PV.: 249,60 €

Wall lamp cast aluminium black painted

with frosted glass with corner bracket

(without picture) Order no. **100558** - PV.: 249,60 €





Large wall lamp – cast aluminium with swan neck

Wall lamp consisting of a wall rosette, swan-neck arm and lamp body made out of solid cast aluminium. The large reflector with relief made of plastic is attached to the body of the lamp with screws. The wall rosette, the swan-neck arm and the luminaire with glass are each connected to each other with a screw thread Ø 20 mm.

Total height, including the swan-neck arm 40 cm.

Total diameter 23 cm. Protrusion 40 cm. Weight

1.3 kg. E 27 porcelain socket, max. 100 W. IP 53.

Order no. **100509** - PV.: 215,14 €

The large lamp is also available in a black painted version and equipped with a corner bracket:

Large wall lamp cast aluminium black painted *(see above picture)*

Order no. **100559** - PV.: 224,45 €

Large wall lamp cast aluminium with corner bracket *(see right picture)*

Order no. **100525** - PV.: 231,90 €

Large wall lamp cast aluminium black painted with corner bracket *(without picture)*

Order no. **100560** - PV.: 241,21 €





British Built to Last II

Massive wall or ceiling lamp made out of solid cast aluminium and pressed glass with the following impressive dimensions: length 30 cm, height 13.5 cm and breadth 18 cm. Weight 2.1 kg. We offer the lamp in two different versions: natural cast aluminium and cast aluminium painted grey. E 27 porcelain socket, max. 150 W. IP 65.

CEILING LAMP – CAST ALUMINIUM WITH TUBE

Ceiling lamp consisting of a ceiling rosette, tube and lamp body made out of solid cast aluminium. Three screws are used to attach the glass globe with a metal ring to the body of the lamp. The ceiling rosette, the tube and the luminaire with glass are each connected to each other with a screw thread Ø 20 mm.

Total length 44 cm. Total diameter 12 cm. Weight 1.2 kg. E 27 porcelain socket, max. 100 W. IP 65.

Clear glass Order no. **100527** - PV.: 221,65 €

Frosted glass Order no. **100510** - PV.: 221,65 €

LARGE WALL LAMP CAST ALUMINIUM

Natural cast aluminium Order no. **100512** - PV.: 189,05 €

Aluminium grey Order no. **100511** - PV.: 192,79 €

Functional light fittings found a new home.

There are two reasons why well-known Lindner fittings are commonly used: first, because of their high resistance and very long service life; second, because of their excellent installation options as discreet, pure light sources. These fittings have been produced since the 1940s, ensuring proper lighting in architectonic base sections, tailored to the individual room. They have proven their suitability on stairways, in connecting passages and cellars, bathrooms and garages, through outdoor applications, in halls and warehouses. In view of these applications, they have been nicknamed "functional fittings" - a rather derogatory name; however, we can also take it as a compliment. At the beginning of April 2011, we acquired this traditional portfolio and the relevant forms and equipment from the French group, where



the division had lately coexisted rather unnoticed. At a European location, we will produce the LISILUX product family as well as sauna fittings, which have been produced since the 1940s, with the quality customers expect. These old variants have recovered their former popularity even beyond

harsh industrial environments: They produce good, clear light in lofts, hallways, conference rooms and museums as well as in large reception rooms, halls and waiting areas - functional fixtures featuring a quiet, purpose-driven design. Further information can be found in our Lindner Functional Fittings Catalogue or on our Website: www.produkt-gesellschaft.de.



Look at your garden in a completely new light. Swedish exterior lighting made from brass and steel.

Too often, even at the better end of the market, when it comes to exterior lighting, it all looks too similar, even a bit boring, one might say – that is – up until now. Here’s a brighter, livelier alternative for stand or wall lights, each of which offers a variety of different possible component combinations. The lights come from Sweden and their nautical past is plain for all



to see. The bollard is made from cold drawn steel tubing and the wall arm is cast from brass. Hard to beat when it comes to looks and technology. Both bollard and wall arm can be combined with the fittings listed below to produce a variety of different, endless combinations: in brass or chrome-plated brass, with or without a shade and, with the wall lights, they can be hanging or upright. The endless possibilities are bounded only by your own imagination. Delivery without bulbs.



Plain brass arm wall light with light fitting.



Plain brass arm wall light with light fitting with shade.



Chrome-plated brass arm wall light with light fitting and shade.



Chrome-plated brass wall/base plate with light fitting with shade.



Plain brass wall/base plate with light fitting.



Right:
Bollard 44 cm with chrome-plated brass lighting insert and light fitting.
Far right:
Bollard 90 cm with plain brass lighting insert and light fitting with shade.



BRASS ARM WALL LIGHT

For use as a wall light. Wall arm is made from cast brass (plain or chrome-plated) with inner thread for the light fitting to screw into. Suitable as an upright and, when turned 180°, as a hanging light fitting.



Height 4.5 cm, width 13.5 cm, depth 17 cm, weight 1.7 kg. Porcelain socket E 27 (max. 75 W). IP 55. Bulb not included. Plain brass Order no. **181649** - PV.: 184,40 € Chrome-plated brass Order no. **181650** - PV.: 200,24 €



BRASS WALL/BASE PLATE

For wall or floor mounted lights. Cast brass plate (plain brass or chrome-plated brass) with female thread. Diameter 11.5 cm, height 6.5 cm, weight 2 kg. Porcelain socket E 27 (max. 75 W). IP 55.



Plain brass Order no. **100023** - PV.: 229,10 € Chrome-plated brass Order no. **100024** - PV.: 234,70 €

BOLLARD LIGHT

For use as a free-standing stand light. This bollard is available in three heights: 90 cm (3 ft), 60 cm (2 ft) and 44 cm (1.5 ft). It is made of galvanized drawn steel and powder coated black. Base plate comes with four pre-bored holes to enable affixing the bollard to solid ground. The electrical cable (not included in delivery) goes in through the bottom of the bollard.

Bollard 7,5 cm Ø, Base plate 16 cm Ø, Porcelain socket E 27 (max. 75 W). Together with lighting insert and light fitting IP 55. Bulb not included.

Bollard 44 cm Order no. **100027** - PV.: 209,55 €

Bollard 60 cm Order no. **100026** - PV.: 219,80 €

Bollard 90 cm Order no. **100025** - PV.: 229,57 €



BRASS LIGHTING INSERT

Cast brass insert for a bollard with female thread for light fittings. Lighting insert 11.5 cm Ø, weight 0.9 kg. Porcelain socket E 27 (max. 75 W).



Plain brass Order no. **100021** - PV.: 122,93 € Chrome-plated brass Order no. **100022** - PV.: 137,83 €



BRASS LIGHT FITTING

Fitting for the bollard or the wall arm (can be used in the wall arm version as upright or as hanging light fitting). Lattice cage (with threading) made from brass.



Polycarbonate dome. Height 16 cm. 11 cm Ø. Weight 600 g. Plain brass Order no. **181645** - PV.: 92,19 € Chrome-plated brass Order no. **181646** - PV.: 107,11 €



BRASS SHADE

Brass lamp shade for the hanging brass light fitting. (Not suitable for the upright version.) Height 6 cm, 20 cm Ø. Weight 230 g.



Plain brass Order no. **181653** - PV.: 54,95 € Chrome-plated brass Order no. **181654** - PV.: 64,26 €



BRASS LIGHT FITTING WITH SHADE

Fitting with fixed shade for the bollard or the wall arm (in the upright version). Lattice cage (with threading) and shade made from brass, light emits from both under



and above the shade. Polycarbonate dome. Height 16 cm. Shade 20 cm Ø. Weight 850 g. Plain brass Order no. **181647** - PV.: 152,74 € Chrome-plated brass Order no. **181648** - PV.: 166,70 €



Screen lights.

These lights are intended for wall installation. The domes beneath the brass ring are made of polycarbonate and are sealed with a rubber ring. Delivery without bulbs.



BRASS SCREEN LIGHT IP 55 OVAL

The base plate carrying the socket is closed off by a brass ring fastened with two wing bolts. Width 10.3 cm, height 18.8 cm, projection 9.5 cm, weight 0.9 kg. Plastic socket E 14 (max. 40 W). IP 55.

Plain brass

Order no. **100019** - PV.: 126,67 €

Chrome-plated brass Order no. **100020** - PV.: 152,74 €



BRASS SCREEN LIGHT IP 55

The light's weight conveys the quality of workmanship. The light's body consists of a solid 5 mm thick base plate and an equally solid screw-on cast brass ring. Its surface has the typically raw texture of cast metal, radiating a special charm when the lamp is lit. Generous use of material ensures a long life-cycle. Its sturdiness makes it resistant to vandalism, as well as weatherproof and maintenance-free. The base plate containing the socket is closed off by a brass ring fastened with three socket screws. Six more of these screws affix the screen to the ring.

Diameter 24.5 cm, projection 14 cm, weight 5.2 kg. Plastic socket E 27 (max. 75 W). IP 55.

Plain brass Order no. **100013** - PV.: 423,75 €

BRASS SCREEN LIGHT IP 55 SMALL

A smaller version of the screen light IP 55. The base plate carrying the socket is closed off by a brass ring fastened with three wing bolts.

Diameter 17.6 cm, projection 14 cm, weight 1.5 kg. Plastic socket E 14 (max. 40 W). IP 55.

Plain brass

Order no. **100016** - PV.: 156,47 €

Chrome-plated brass

Order no. **100017** - PV.: 181,62 €



BRASS SCREEN LIGHT IP 23

This light is a scaled down version of the screen light IP 55. It differs in the material used and in its IP rating. It has a 2 mm thick base plate. The brass ring closing off the base plate is fastened with three wing bolts. Another six wing bolts affix the screen to the ring.

Diameter 24.5 cm, projection 11.5 cm, weight 3.3 kg. Plastic socket E 27 (max. 75 W). IP 23.

Plain brass

Order no. **100014** - PV.: 320,38 €

Chrome-plated brass Order no. **100015** - PV.: 395,81 €

Outside lights:

For lighting pathways, houses and gardens.

The simple and robust, round aluminium light with half shade features a weather-resistant, cast aluminium body and an insert made of sandblasted safety glass. Delivery without bulbs.



FLAT LIGHT ALUMINIUM NATURAL WITH HALF SHADE

Aluminium light with half shade with stainless steel hexagon socket screws. 14 cm Ø, projection 7 cm. Weight 850 g. Plug-in base GX53 (max. 6 W). IP 65. Hexagon socket screw key is included. Order no. **100630** - PV.: 120,14 €



WALL LIGHT BRASS WITH LATTICE

Brass light with screwed cover (with brass screws). Width 12 cm, height 12 cm, projection 4.5 cm. Weight 800 g. Plug-in base G 9 (max. 25 W). IP 54.

Order no. **100628** - PV.: 82,88 €

WALL LIGHT ALUMINIUM NATURAL WITH LATTICE

(Without picture) Aluminium light with screwed cover (with stainless steel screws). Width 12 cm, height 12 cm, projection 4.5 cm. Weight 300 g. Plug-in base G 9 (max. 25 W). IP 54.

Order no. **100629** - PV.: 80,10 €



WALL LIGHT ALUMINIUM NATURAL

Aluminium light with screwed cover (with stainless steel screws). Width 12 cm, height 12 cm, projection 4.5 cm. Weight 360 g. Plug-in base G 9 (max. 25 W). IP 54.

Order no. **100627** - PV.: 68,92 €

WALL LIGHT BRASS

(Without picture) Brass light with screwed cover (with brass screws). Width 12 cm, height 12 cm, projection 4.5 cm. Weight 750 g. Plug-in base G 9 (max. 25 W). IP 54

Order no. **100626** - PV.: 71,71 €



BLOCK LIGHT ALUMINIUM GRAPHITE GRAY

Aluminium light out of one block, graphite grey powder-coated with stainless steel hexagon socket screws. Width 16 cm, height 8.4 cm, projection 6 cm. Weight 650 g. Plug-in base G 9 (max. 40 W). IP 54. Hexagon socket screw key is included. Order no. **100631** - PV.: 120,14 €



BLOCK LIGHT ALUMINIUM NATURAL

Aluminium light out of one block with stainless steel hexagon socket screws. Width 16 cm, height 8.4 cm, projection 6 cm. Weight 650 g. Plug-in base G 9 (max. 40 W). IP 54. Hexagon socket screw key is included.

Order no. **100632** - PV.: 120,14 €

Shallow outdoor lights

These outdoor lights are only 5 cm deep and 14 cm in diameter. The weatherproof casing is brass – or aluminium –, the glass is glazed and 10 cm in diameter. Socket G9 (max. 40 W). IP 65. Delivery without bulbs.

SHALLOW ALUMINIUM LIGHT

Weight 420 g. Order no. **171645** - PV.: 83,82 €

SHALLOW BRASS LIGHT

Weight 990 g. Order no. **171646** - PV.: 93,13 €



Screen lights made of cast aluminium.

The following applies for the next two lights: made of cast aluminium, inset made of calendared glass. They are intended for surface mounting. Hexagon socket screw key is included. Delivery without bulbs.

CAST ALUMINIUM SCREEN LIGHT SMALL

Socket E 27 (max. 60 W). IP 45. Diameter 21 cm. Width 11 cm. Length 20 cm. Depth 12 cm. Weight 900 g. Order no. **165250** - PV.: 73,57 €



CAST ALUMINIUM SCREEN LIGHT ROUND

Socket E 27 (max. 60 W). IP 45. Diameter 21 cm. Depth 9.5 cm. Weight 1.1 kg.

Order no. **165252** - PV.: 84,76 €



From Italy.

Brass lights for cellar and basement.

These heavy brass lights are made to brighten ship's quarters and other damp rooms. We recommend them for use in cellars and basements. Delivery without bulbs.



SMALL BRASS CELLAR LIGHT

Glass shade, height 10.5 cm, length 20 cm, width 13 cm. Socket E 27 (max. 60 W).

IP 54. Weight 1.3 kg. Order no. **130748** - PV.: 54,95 €

LARGE BRASS CELLAR LIGHT

Glass shade, height 11 cm, length 23 cm, width 16 cm. Socket E 27 (max. 60 W).

IP 54. Weight 1.75 kg. Order no. **130749** - PV.: 73,57 €



Bakelite cellar lamps

We were able to find the tools for these general-purpose lamps that were once used everywhere. They have always been commonly referred to as cellar lamps, and we have decided to stick with the name, even though they can be used for a much wider range of applications. Whether

originally found in the cellar, the laundry room, in the attic, on the staircase or in the garage, these lamps have now worked their way up to the kitchen and into the living spaces. The tools, which are more than 70 years old, have been slightly reworked so as to make it possible to continue producing these practical and beautiful lamps.

Hands are more important than machines when it comes to producing these lamps, as the pressing (baking) of the housing alone involves time-consuming manual work. All lamps have a black bakelite housing and a pressed-glass lampshade with wire guard.

SMALL, OVAL BAKELITE CELLAR LAMP

(Left above picture) Length 17 cm, breadth 12.5 cm, height 11.5 cm. Weight 550 g. E 27 porcelain socket, max. 60 W. IP 54.

Order no. **100500** - PV.: 25,15 €

LARGE, OVAL BAKELITE CELLAR LAMP

(Centric above picture) Length 19.5 cm, breadth 13.5 cm, height 11.5 cm. Weight 700 g. E 27 porcelain socket, max. 100 W. IP 54.

Order no. **100501** - PV.: 27,01 €

ROUND BAKELITE CELLAR LAMP

(Right above picture) Ø 20 cm, height 10 cm. Weight 1 kg. E 27 porcelain socket, max. 100 W. IP 54.

Order no. **100499** - PV.: 28,87 €



Cellar lamps – cast iron painted grey

The shapes of these models are identical to the Bakelite lamps above, but come in a heavier, even more robust cast-iron design. These lamps have always been used by the federal

railway, postal service and other major industrial companies whenever it is necessary for them to withstand the toughest conditions. All lamps have a grey painted cast iron housing and a pressed-glass lampshade with wire guard.

SMALL, OVAL CAST IRON CELLAR LAMP

(Left picture) Length 17 cm, breadth 12.5 cm, height 11.5 cm. Weight 1.3 kg. E 27 porcelain socket, max. 60 W. IP 54.

Order no. **100503** - PV.: 80,10 €

LARGE, OVAL CAST IRON CELLAR LAMP

(Centric picture) Length 19.5 cm, breadth 13.5 cm, height 11.5 cm. Weight 1.7 kg. E 27 porcelain socket, max. 100 W. IP 54.

Order no. **100506** - PV.: 84,76 €

ROUND CAST IRON CELLAR LAMP

(Right picture) Ø 20 cm, height 10 cm. Weight 2.3 kg. E 27 porcelain socket, max. 100 W. IP 54.

Order no. **100502** - PV.: 92,19 €

DLOFT

Home
Automation

Tel./ Phone: +351 912 518 050
Fax: + 351 229 485 164
Zona Industrial da Maia I - Sector VII
Rua de Joaquim Silva Vicente - Lote 147
4470-434 Maia - Portugal
info@dlofthomeautomation.pt

www.dlofthomeautomation.pt



Thomas Hoof Produktgesellschaft mbH & Co. KG
Zeche Waltrop · Hiberniastr. 6 · D-45731 Waltrop · Tel. +49 (0) 2309 / 951-100 · Fax +49 (0) 2309 / 951-150
info@produktgesellschaft.de · www.produktgesellschaft.de